
Linking Khan Academy and College Board Student Accounts

Why link Khan Academy and College Board Accounts?

- ▶ You will be able to link your College Board and Khan Academy accounts in early January 2016 when you get your PSAT/NMSQT results.
- ▶ Linking your accounts will further personalize your practice as item-level data from your PSAT/NMSQT or PSAT 8/9 will be used by Khan Academy to generate specific practice recommendations based on an actual exam taken under test-like conditions.
- ▶ All future scores from the SAT, PSAT/NMSQT, PSAT 10 and PSAT 8/9 will also be sent to help customize your practice and recommendations on Khan Academy.
- ▶ You will be able to jump right into practice without having to take any additional diagnostic quizzes or practice tests to get personalized recommendations.

Please note that you can terminate your account linking at any time.

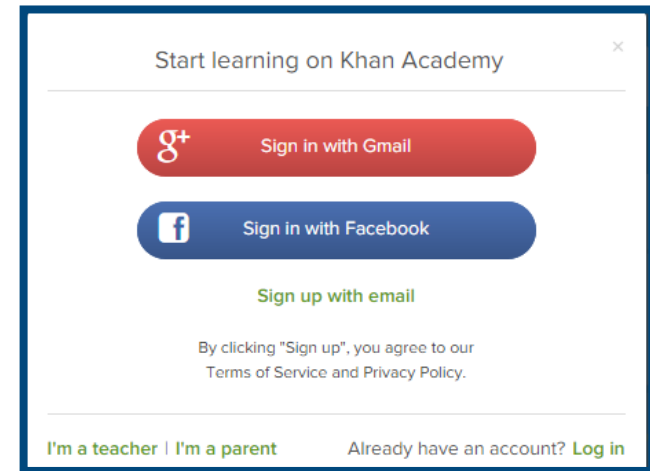
Steps to link your College Board and Khan Academy accounts

- ▶ Step 1: Log in or create a Khan Academy Account
- ▶ Step 2: When prompted; agree to link your Khan Academy and College Board account.
- ▶ Step 3: Sign in or create a College Board Account
- ▶ Step 4: When prompted; hit “Send” to authorize the account linking
- ▶ Step 5: Start practicing on Official SAT practice on Khan Academy!



Step 1: Creating a Khan Academy Account

- ▶ **Log in to Khan Academy or Create a Khan Academy account**
 - Go to satpractice.org
 - Click green button labeled “Check it out now”
 - Sign in with Gmail, Facebook, or click “Sign up with email”
 - If you click Sign in with Gmail or Facebook, enter in your username and password for either these accounts and you are signed in
 - If you click “Sign up with email” Enter in First Name/Last name/Email/Birthdate and click “Sign Up”
 - An email will be sent to your account to verify; sign in to your email
 - Open email from Khan Academy accounts and click on the “Finish Signing Up” button
 - A welcome screen will appear where you will enter username and password and click “Sign Up”



Start learning on Khan Academy

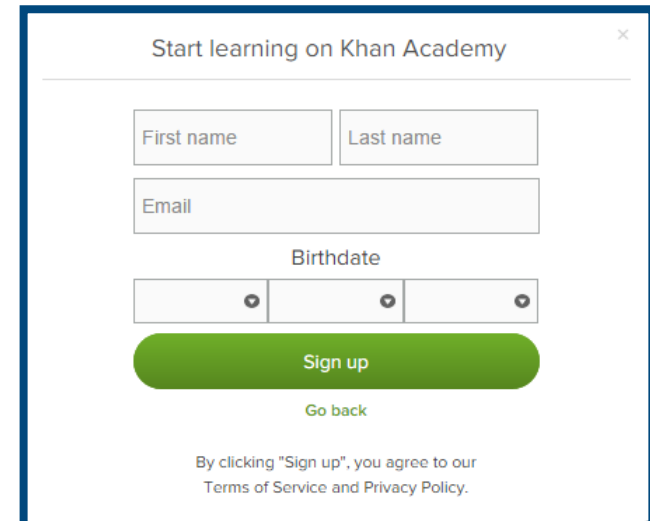
Sign in with Gmail

Sign in with Facebook

Sign up with email

By clicking "Sign up", you agree to our Terms of Service and Privacy Policy.

[I'm a teacher](#) | [I'm a parent](#) Already have an account? [Log in](#)



Start learning on Khan Academy

First name Last name

Email

Birthdate

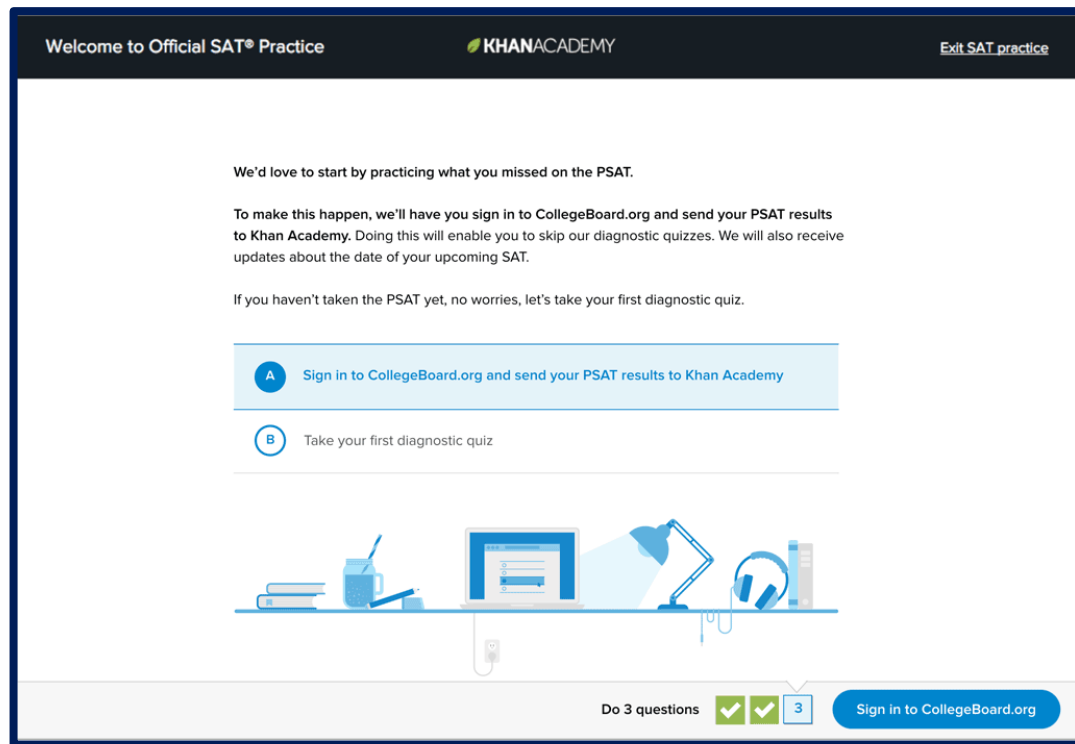
Sign up

Go back

By clicking "Sign up", you agree to our Terms of Service and Privacy Policy.

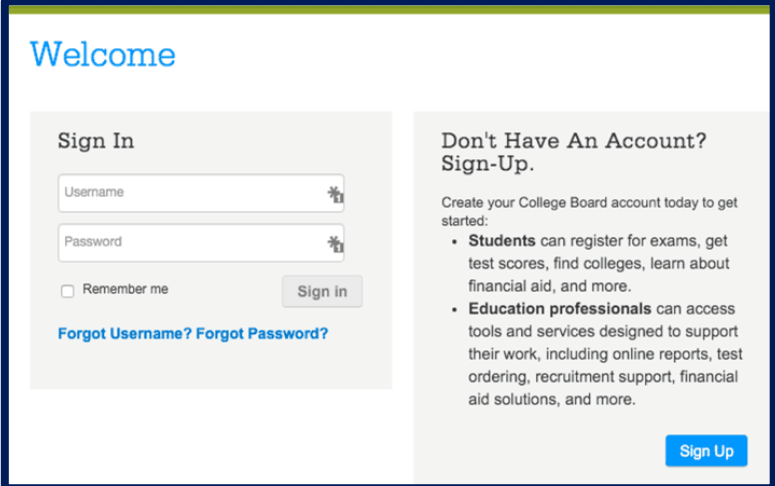
Step 2: Begin to link your Khan Academy Account to College Board

- ▶ You have logged into Khan Academy for the first time and will be asked if you would like to send PSAT results during the initial onboarding questions
- ▶ If you have already gone through the onboarding process, a prompt will appear asking if you want to send your PSAT results to Khan Academy
- ▶ After choosing that option, you will be directed to collegeboard.org



Step 3: Creating a College Board Account

- ▶ Sign in to your College Board account; if you do not have a College Board account, click 'Sign Up' to create one.
- ▶ The steps for creating a College Board account are:
 - Click on the “Sign up” blue box
 - Fill in the fields to create your student account ensuring all information is correct
 - Click “Next” at the bottom when all fields are completed
 - You are now Signed In



The screenshot shows the College Board login and sign-up interface. On the left, under the heading "Welcome", there is a "Sign In" section with fields for "Username" and "Password", a "Remember me" checkbox, and a "Sign in" button. Below these fields are links for "Forgot Username?" and "Forgot Password?". On the right, under the heading "Don't Have An Account? Sign-Up.", there is a sub-heading "Create your College Board account today to get started:" followed by two bullet points: "Students can register for exams, get test scores, find colleges, learn about financial aid, and more." and "Education professionals can access tools and services designed to support their work, including online reports, test ordering, recruitment support, financial aid solutions, and more." A blue "Sign Up" button is located at the bottom right of this section.

Please note that students under 13 cannot create a College Board Account.

Step 4: Hit “Send” To link accounts


- ▶ After successfully logging in to your College Board account, you will be asked to authorize the account linking.
- ▶ After clicking “Send” you will be redirected to SAT practice on the Khan Academy site.
- ▶ You can remove the link at any time, by clicking on “Revoke” which is found in College Board account settings.

Request for Approval

Khan Academy is requesting permission for the following:

Press “Send” below to give College Board permission to send your test results to Khan Academy so that Khan Academy can personalize your practice recommendations based on how you did. And once you're registered for the SAT, **College Board will also send Khan Academy your upcoming test date** so they can update your practice schedule. You can remove permission at any time.

Logged in as **SOA1693**

 Don't Send Send

Revoke Permission ×

Are you sure that you want to stop sharing item-level data about your performance and dates of SAT tests for which you are registered with Khan Academy?

Cancel Revoke

Step 5: Start Practicing on Khan Academy with Personalized Recommendations

- ▶ You can start your practice in Math or Evidence Based Reading & Writing.
- ▶ The recommendations are based on how you did on the PSAT/NMSQT or PSAT 8/9.
- ▶ Keep practicing – with each additional problem and activity the personalization gets stronger and gets you closer to your goal score on the SAT, PSAT/NMSQT, PSAT 10, or PSAT 8/9.

The screenshot shows the 'Official SAT Practice' dashboard. At the top, there are navigation links for 'Dashboard', 'Practice', 'Tips and Planning', and 'Full Exams', along with a 'CollegeBoard' logo. The main content area has a blue header with the text 'TODAY'S GOAL Practice your skills' and a prompt to 'Choose the area you'd like to focus on for improvement today.' Below this are two buttons: 'Practice Reading & Writing' and 'Practice Math'. The dashboard also features a 'Top test scores' section with a table showing scores for 'TOTAL' (1280), 'MATH' (600), and 'READING & WRITING' (680). To the right of this table is a 'View Full Exams' link. Below the scores is a 'Current skill levels' section with icons for 'Math' and 'Reading & Writing'. At the bottom right, there is a 'Frequently asked questions' section with a link to 'Check out our frequently asked questions. Then let us know if you have a problem or an idea for making this system better!'.

Top test scores		View Full Exams
TOTAL	MATH	READING & WRITING
1280	600	680

MATH

READING & WRITING

Your Math practice recommendations

OVERALL
Math



LAST MISSED ON YOUR PSAT

Linear equation word problems

Level 3 questions completed: 0 of 27

Practice this skill



Linear equation word problems



Linear inequality word problems



Graphing linear equations

15 min

TIMED MINI-SECTION
Math (Calculator OK)

Let us know if you [have a problem](#) or [an idea for making this system better!](#)

Or choose from the full list of Math practice and videos

Heart of algebra

These skills focus on linear equations, their graphs, and their applications.

HOW-TO EXAMPLES



Solving linear equations and linear inequalities

Practice



Basic example